

Home Learning Opportunities


Class: Year 1


Learning activities set for the week beginning 06/07/20

Learning activities to be completed by 10/07/20

To send your writing to your Class Teacher, email it to: 1h@osborne-pri.bham.sch.uk OR 1DM@osborne-pri.bham.sch.uk

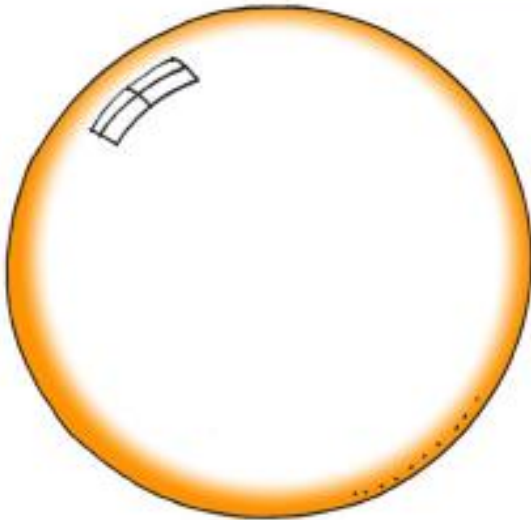


Home Learning Opportunities Week 6 Summer 2		
Monday AM		Monday PM
<p>Maths Look at ictgames.co.uk - Complete the maths game for todays lesson. https://www.ictgames.com/mobilePage/coinCalculator/index.html</p> <p>Can you recognise coins from last week? What colour is a 10p? What colours are in a £2 coin? What colour is a 2Pence piece? What else is that colour?</p>	<p>Literacy Please refer to Year 1 Talk for writing book- Bob, The Bubble who wanted to be Useful. Read the story of Bob the Bubble together. Encourage your child to read as much of the story as possible. Afterwards, discuss the story together. After that complete the bubble worksheet, writing about what you like and what surprised you.</p>	<p>Science & DT Today we sticking with the bubble theme and we would like to make and experiment with different shapes of bubble wands. Does a triangular shaped bubble wand create triangular shaped bubbles? Have a look at the sheets attached for full instructions. Be sure to make your predictions before you blow your bubbles!</p>
<p>Online Learning: Use TT Rock Stars/ Numbots. Encourage your child to complete the activities.</p>	<p>Online Learning: Phonicsplay website Phase 5. Please look at phases 3 or 4 if 5 is too difficult.</p> <p>Osbornep OsbOrnep</p>	<p>Online Learning:</p>
Tuesday AM		Tuesday PM
<p>Maths. Complete the worksheet on combinations of coins. Look at the different coins. What's the difference between the different coins?</p> 	<p>Literacy Please refer to Year 1 Talk for writing book- Bob, The Bubble who wanted to be Useful. Read through the story once more. Pay attention to punctuation as you read - pausing at the full stops and adding expression where you see speech marks. Complete</p>	<p>Art and Design. Using different media to create prints and patterns. Today we are staying with Bob Bubble to create some wonderful Art work. Please see the sheet attached for the details of the learning task. Have fun and enjoy yourself whilst you are getting creative!</p>

	the comprehension task 'Quiz Time' .	
Online Learning: <i>Use TT Rockstars/Numbots</i>	Online Learning: Phonicsplay website Phase 5. Please look at phases 3 or 4 if 5 is too difficult. Osbornep Osbornep	Online Learning: If you wanted to explore Art and drawing skills further you could search for 'Draw with Rob' on Youtube.
Wednesday AM		Wednesday PM
Maths Play the game to fix the car with money. Talk about the different coins. http://www.ictgames.com/mobilePage/customCars/ <i>Complete the sheet: Match the notes up. If you don't have glue and scissors you can draw the notes and colour them in correctly.</i>	Literacy Today is puppet show day! It is great to practice retelling the story in your own words. Cut out the pictures of the characters from the sheet attached and use them to create your own puppet show, retelling the story. Can you think of some wonderful descriptive words to include in your retelling?	Physical Education See sheet attached for instructions on how to play. 
Online Learning: <i>Use TT Rockstars/Numbots</i>	Online Learning: Please log into Reading Eggs.	Online Learning:
Thursday AM		Thursday PM
Maths Watch the clip for making 50p. How many ways are there to make 50p? what does a 50p look like? https://www.bbc.co.uk/bitesize/clips/z7ckq6f <i>Complete the worksheet adding up to 50p.</i>	Literacy Today we would like you to work on your sentence skills! Talk about the story of Bob with your adult. Look at the sentence starters on the sheet attached, read each starter and complete the sentence. Remember to use descriptive words and a full stop at the end of your sentence. Read your finished sentences to check that they make sense.	Computing Please follow the link https://www.bbc.co.uk/bitesize/topics/z3tbwmm/articles/z3whpv4 to the BBC Bitesize website and complete the lesson on algorithms. Watch the video clips and discuss with your adult. What other everyday algorithms can you think of? Remember and algorithm is quite simply a set of precise instructions!

<p>Online Learning: TT Rockstars/numbots</p>	<p>Online Learning: <i>Choose a book to read within your level on the Oxford Owl website. (Please refer to your Marvellous Me message for the level). Whilst you are reading the book check any words you do not know the meaning of with your adult (we call this clarifying).</i></p>	<p>Online Learning: Accessing the online lesson on the bitesize website.</p>
<p>Friday AM</p>		<p>Friday PM</p>
<p>Maths</p> <p>https://www.youtube.com/watch?v=jHkUPDjum_E</p> <p>Complete the worksheet for today– at the toy shop. Answer the questions together.</p>	<p>Literacy</p> <p>Today we would like you to practice your spellings. Please follow the link to the Little Bird spelling game. https://www.ictgames.com/littleBirdSpelling/</p> <p>This week we would like you to choose two different bird boxes and practice the spellings for each. Can you write a sentence for each word?</p>	<p>PSHE - Seeing both sides of a story.</p> <p>https://www.bbc.co.uk/bitesize/clips/zpvnvcw</p> <p>Think about how we do TAST in school. What's important to remember? What do you think about the video? Did the girls do the right thing in the end?</p> <p><i>Write a set of rules for what makes a good friend.</i></p>
<p>Online Learning</p>	<p>Online Learning</p>	<p>Online Learning</p>
<p>TT Rockstars/Numbots</p>	<p><i>Choose a book to read within your level on the Oxford Owl website. (Please refer to your Marvellous Me message for the level). Whilst you are reading the book check any words you do not know the meaning of with your adult (we call this clarifying).</i></p>	


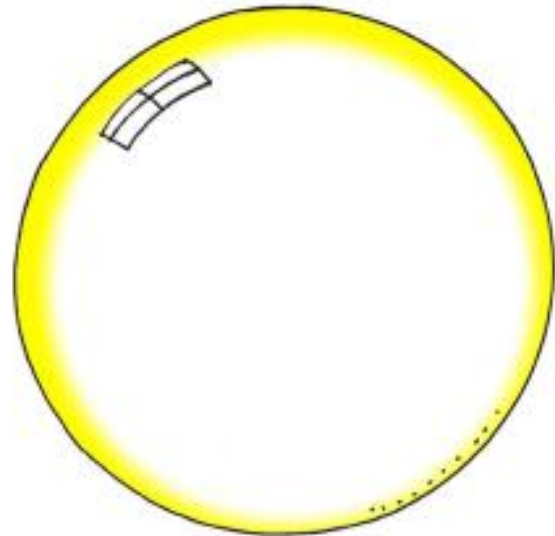
Monday 6th July 2020
Literacy



What parts
of the story
did you like
the most?



Did anything
about the
story surprise
you?



Do you
have any
questions?



Quiz time



- ★ Can you answer these questions about the story?
- ★ Bob's challenge - can you answer in full sentences?
- ★ Remember to use your best handwriting.

1. Where did Bob live?

Bob lived ...

2. What colours might you see if you looked at Bob?

3. Write down three words that describe how Bob moved.

4. Why was Bob unhappy?

5. Who did Bob meet in the porch?

6. The painted lady could not get back to her family. Why?

7. Who did Bob meet by the garden gate?

8. The pool frog could not get back to his family. Why?

9. How did Bob help the painted lady and the pool frog?

10. Why did Mum think Bob had been useful?

11. Do you think Bob was happy at the end? Why do you think that?

Wednesday 8th July 2020
Literacy

Thursday 9th July 2020
Literacy



Once upon a time, there was a bubble called Bob.



Unfortunately, Bob was sad because he was not useful.

First, he met



Bob helped her keep safe from ...

Next, he met



Bob helped him keep safe from ...







Finally, Bob felt

because





Monday 6th July
Science & DT

Monday 6th July
Science & DT

★ Before you start dipping your wands into the bubble mixture (or washing up liquid with a little water added), let's predict. Write down what you think will happen beside each bubble wand shape.

Bubble wand shape	The shape I think the bubble will be
	
	
	
	

★ Now start dipping your wand into the bubble mixture and blowing bubbles.
★ Look carefully at each bubble that the wand makes and write down the shape.

Bubble wand shape	The shape the bubble was
	
	
	
	

Wednesday 8th July
P.E.

Treasure Chest

Home Physical Education

Can you congratulate other players if they score more points than you?

How to play:

- Place the 10 treasure items; socks, shoes, small toys at one end of the room, known as the treasure chest
- Run and collect an item and return it back to the start as quickly as possible.
- How many items can you collect in 60 seconds?
- Can you race against someone else to see who can collect the most items?



Can you run as fast as possible?

Top Tips

Run pumping your arms

Keep your head up so you can see where you are going to ensure that you are safe.

Let's Reflect

Were you able to keep running even when you were tired? Explain why.

Were you able to use the correct technique when running?



Complete P.E.
INSPIRE LEARN SUCCEED



**YOUTH
SPORT
TRUST**



25
YEARS

Believing in every child's future

Tuesday 7th July – Maths

Combinations of Coins

LO: I can find different combinations of coins that equal the same amounts of money.

Here are some coins:



Draw coins to show one way of making the following amounts of money.

Example: 17p



1. 32p

2. 57p

3. 64p

Wednesday 8th July – Maths – You can draw and colour the notes if you don't have scissors and glue.

Money Notes Recognition

Cut and stick the bank notes in the right place.

£5	
£10	
£20	
£50	



Thursday 9th July – Maths – Adding up to 50p.

The School Run.com

Adding up coins (to 50p)

Add up the coins in each row and put your answer in the box.

$$\text{1p} + \text{2p} + \text{2p} = \text{--- p} + \text{--- p} + \text{--- p} = \square$$

$$\text{5p} + \text{1p} + \text{1p} = \text{--- p} + \text{--- p} + \text{--- p} = \square$$

$$\text{2p} + \text{1p} + \text{1p} = \text{--- p} + \text{--- p} + \text{--- p} = \square$$

$$\text{1p} + \text{1p} + \text{2p} = \text{--- p} + \text{--- p} + \text{--- p} = \square$$

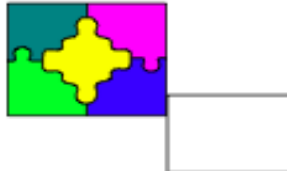
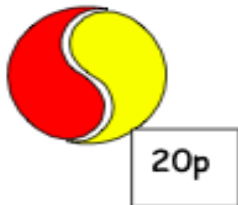
$$\text{5p} + \text{2p} + \text{1p} = \text{--- p} + \text{--- p} + \text{--- p} = \square$$

$$\text{2p} + \text{2p} + \text{5p} = \text{--- p} + \text{--- p} + \text{--- p} = \square$$

Year 3 Maths


Friday 10th July – Maths. At the toy shop.

At the Toy Shop



1. A car and a rabbit =
2. A ball and a dartboard =
3. A jigsaw and dominoes =
4. Dominoes and a car =
5. A rabbit and a jigsaw =
6. Imran has 60p to spend. What two toys can he buy?
7. Farah also has 60p. She buys two different toys. Which toys does she buy?
8. Sophie has 80p to spend. Which two toys does she buy?
9. Lewis has £1.00. He buys a car and a dartboard. How much change does he get?
10. Farhan buys a ball, a jigsaw and some dominoes. How much money does he need?
11. Zoe wants to buy a toy rabbit. She has only got 15p. How much more money must she save to buy the rabbit?

Tuesday 7th July
Art



- ★ You will need some cups or bowls filled with bubble mixture.
- ★ Put a few drops of paint or food colouring into each one so that you have pink bubble mixture, blue bubble mixture, yellow bubble mixture etc.
- ★ Blow into each bubble mixture so that you get lots of coloured bubbles.
- ★ Now press a piece of paper or card on top of each cup/bowl to make a colourful bubble picture.

