

Home Learning Opportunities

Class: Year 6

Learning activities set for the week beginning Monday 6th July

Learning activities to be completed by Friday 10th July

To send your writing to your Class Teacher, e-mail it to: 6bp@osborne-pri.bham.sch.uk



	<p>On Wednesday and Thursday, as part of SRE, we will be looking at puberty and relationships. <u>It is essential that the lesson and attached workbook is done with an adult and that you look through it first.</u></p> <p>If we have sent out any transition work sent to us from Secondary Schools or you have received it from them direct, please all complete this work over the next two weeks.</p>				
Monday	<p>PE PE with Joe Wick s</p>	<p>Writing https://www.youtube.com/watch?v=BO5x2nHr4fk&safe=true You are going to imagine that a cartoon is being made about your favourite school trip from you time at Osborne. This morning, you are going to create main characters to play you and your friends, and write a script of the main events</p>	<p>Online Learning Spelling Double Consonants: https://www.spellzone.com/word_lists/games-6596.htm https://www.spellzone.com/word_lists/games-6596.htm https://www.spellzone.com/word_lists/games-6596.htm</p>	<p>SPaG See the activities below.</p>	<p>Creative Create a detailed sketch of the main setting and main character for your cartoon. This is the setting where the key events in the story take place. Create a comic strip to show the three main scene changes for your cartoon. You could include a brief description of the events happening at each location.</p>
Tuesday	<p>PE Primary Yoga</p>	<p>Writing https://www.bbc.co.uk/bitesize/articles/zmyrf4j Create a letter to your younger self, telling yourself all about what to expect in primary school, and what you are looking forward to when you move to secondary school.</p>	<p>Online Learning TT Rockstars FDP 1 chilli https://kids.classroomsecrets.co.uk/resource/understand-percentages-video-tutorial/ https://kids.classroomsecrets.co.uk/resource/year-5-understand-percentages/ 2 chillis https://kids.classroomsecrets.co.uk/resource/percentages-as-fractions-and-decimals-video-tutorial/ https://kids.classroomsecrets.co.uk/resource/year-5-percentages-as-fractions-and-decimals/ 3 chillis https://kids.classroomsecrets.co.uk/resource/decimals-as-fractions-video-tutorial/ https://kids.classroomsecrets.co.uk/resource/year-6-decimals-as-fractions-game/ https://kids.classroomsecrets.co.uk/resource/year-6-fractions-to-percentages-game/</p>	<p>Maths Complete the activity below.</p>	<p>Creative Create a double page spread in your journal to illustrate your 'journey of life'. This can include events or milestones that have already taken place, and/or key moments that you hope will happen in your future.</p>

Wednesday	PE Just Dance	Writing Read the poem 'Let No One Steal Your Dreams' Use the poem as inspiration to create a poem of your own about dreams and ambitions.	Online Learning Reading Scholastic - reading. 1 chilli https://kids.classroomsecrets.co.uk/resource/year-4-word-meanings-reading-comprehension-the-discovery/ https://kids.classroomsecrets.co.uk/resource/year-4-word-meanings-reading-comprehension-activity-the-discovery/ 2 chillis https://kids.classroomsecrets.co.uk/resource/year-6-word-meanings-reading-comprehension-escape/ https://kids.classroomsecrets.co.uk/resource/year-6-word-meanings-challenge-activity/ https://kids.classroomsecrets.co.uk/resource/year-6-reading-comprehension-wimbledon-coverage-2017/ 3 chillis https://kids.classroomsecrets.co.uk/resource/year-6-word-meanings-reading-comprehension-escape/ https://kids.classroomsecrets.co.uk/resource/year-6-word-meanings-reading-challenge-activity/ https://kids.classroomsecrets.co.uk/resource/year-6-reading-comprehension-wimbledon-coverage-2017/	SPaG Have a look at the code breaker. Do questions 1-11.	SRE This needs to be done with an adult. Work through the session and videos. The work book is attached to the home learning. https://loudmouth.co.uk/storage/app/media/Lesson%20-%20Puberty%20and%20Moving%20to%20Secondary%20School%20Lesson%20from%20Loudmouth.pdf
Thursday	PE PE with Joe Wickes	Writing Time Table Design Imagine that you are able to plan your dream timetable, selecting your favourite lessons and how long they will last.	Online Learning TT Rockstars Area and Perimeter 1 chilli https://kids.classroomsecrets.co.uk/resource/perimeter-of-rectilinear-shapes-video-tutorial/ https://kids.classroomsecrets.co.uk/resource/year-4-perimeter-of-rectilinear-shapes-reasoning-practice/ 2 chilli https://kids.classroomsecrets.co.uk/resource/area-of-rectangles-video-tutorial/ https://kids.classroomsecrets.co.uk/resource/year-5-area-of-rectangles-game/	Maths Complete the activity below.	SRE This needs to be done with an adult. Work through the session and videos. The work book is attached to the home learning. https://loudmouth.co.uk/storage/app/media/Lesson%20-%20Puberty%20and%20Moving%20to%20Secondary%20School%20Lesson%20from%20Loudmouth.pdf

			https://kids.classroomsecrets.co.uk/resource/year-6-area-and-perimeter-game/ 3 Chilli https://kids.classroomsecrets.co.uk/resource/area-of-a-parallelogram-video-tutorial/ https://kids.classroomsecrets.co.uk/resource/year-6-area-of-a-parallelogram-game/		
F r I d a y	PE Just Danc e	Writing https://www.bbc.co.uk/bitesize/articles/zd3jrj6 Write a question and answer set about secondary school.	Online Learning Spelling 1 chilli https://kids.classroomsecrets.co.uk/resource/year-3-spellings-and-definitions-matching-activity-1/ https://kids.classroomsecrets.co.uk/resource/year-3-and-year-4-spelling-game-1/ 2 chilli https://kids.classroomsecrets.co.uk/resource/year-5-spellings-and-definitions-matching-activity-1/ https://kids.classroomsecrets.co.uk/resource/year-5-and-year-6-spelling-game-1/ 3 chilli https://kids.classroomsecrets.co.uk/resource/year-6-spellings-and-definitions-matching-activity-1/ https://kids.classroomsecrets.co.uk/resource/year-5-and-year-6-spelling-game-10/	Creative Complete the code breaker. Do questions 2-22.	

Monday SPaG

Fill in the missing words - they all have double consonants.

I fell over in front of everyone; it was so e_____.

If it belongs to you, it is your p_____

Why are you being over the top? There is no need to e_____.

Yesterday, at 10am, an incident o_____ on Railway Street.

The dog was being very a_____.

The restaurant was excellent so I will be r_____ it to my friends.

Can you a_____ me on the trip?

Double consonants

O B A O G D K B E G O E D I O
N P X L L I E O K Z E E N B U
N V P X G J R F A F Z X E Z R
A C C O M M O D A T E A M P C
G N I D R O C C A C D G M H B
G Y R O O T J U O L S G O A M
E K P O C T U R U S A E C R T
Z E E G K C R N A L T R E A Q
D V T Z X E U R I Q S A R S L
K O P T S Y R P U T Y T B S Y
T O I P I A F A Y T Y E W Q Y
M I O N B M W O W T Y F M Q K
S N S M T Q M A T T A C H E D
D O E U Z Y R O M B J V Y B Q
P C J Q G U V V C Y X D H L U

Wednesday and Friday SPaG

Question 1

Which of the following sentences is punctuated correctly?

- A. After we went bowling we went out for tea.
- B. After, we went bowling we went out for tea.
- C. After we went bowling, we went out for tea.
- D. After we went bowling we went, out for tea.

Circle the letter on your answer sheet.

Question 2

Which sentence uses apostrophes correctly?

- A. We tidied up the childrens' toys.
- B. We tidied up the childrens toy's.
- C. We tidied up the childrens toys'.
- D. We tidied up the children's toys.

Circle the letter on your answer sheet.

Question 3

Write the contracted form of the underlined words on your answer sheet.

They have not been to our house for a while.

Question 4

Circle all of the pronouns in this sentence on your answer sheet.

The girls bought some snacks for themselves, but they didn't buy any for their bother and he was cross.

Question 5

Complete the sentence below with an adjective formed from the word 'art'.

The girl was very _____ and could draw well.

Question 6

Which sentence has a relative clause? Circle the answer on your answer sheet.

- A. The dog slept on the floor all day.
- B. The teacher wondered what time break would finish.
- C. We visited the cottage where we grew up.
- D. We always go on holiday every year.

BONUS – Can you identify the relative pronoun?

Question 7

Does the modal verb in each sentence suggest certainty or possibility?

		Certainty	Possibility
1.	Miss Tittle will be a millionaire.		
2.	You can come to the SATs party.		
3.	We might bring cake!		

Question 8

What is the name of the punctuation mark that is separating the two main clauses below?

Our school has one important rule: treat others as you wish to be treated – not nastily.

Question 9

Circle all of the conjunctions in these sentences.

- A. If you want to go outside, you'll need to finish your homework.
- B. When you go outside, take a coat, as it's very cold today.
- C. We went out to play once we had eaten tea but we couldn't play out for long.

Question 10

What is the name of the punctuation in **red** below, used to show that someone is speaking?

“Don't go any further!” she commanded.

Question 11

Convert the following reported speech into direct speech, using
the correct punctuation.

The teacher told them that they could go outside now.

Question 12

Tick to show whether each clause underlined is a main clause or a subordinate clause.

		Main Clause	Subordinate Clause
1.	<u>We couldn't go to the party</u> as we were on holiday that weekend.		
2.	My dog, <u>who is very mischievous</u> , stole the cake from the cupboard.		
3.	If you want to go to the circus, <u>call me back</u> .		

BONUS – Write down the three modal verbs on your answer sheet.

Question 13a

Write a sentence using the word fight as a **verb**.

Question 13b

Write a sentence using the word fight as a **noun**.

Question 14

Which sentence is written in the passive voice?

- A. The gardener mowed the lawn and watered the plants.
- B. The children completed the puzzle really quickly.
- C. The fair will be organised by a volunteer group.
- D. She lit the candle before her friends arrived.

Question 15

Tick to show whether each underlined word is an adjective or an adverb.

		Adjective	Adverb
1.	She slammed the door shut <u>firmly</u> .		
2.	He paid thousands of pounds for the <u>original</u> painting.		
3.	Come to my house <u>later</u> .		

Question 16

Which sentences are commands? Choose two.

- A. You must complete your homework on time.
- B. Don't push into the queue.
- C. Bring your work to me when you've finished it.
- D. It is important that you check your answers.

Question 17

Which sentence uses hyphens correctly?

- A. Twenty four-year-olds signed up for the ballet class.
- B. Twenty-four-year-olds signed up for the ballet class.
- C. Twenty-four year olds signed up for the ballet class.
- D. Twenty four year-olds signed up for the ballet class.

Question 18

Tick to show whether before has been used as a **preposition**, or as a **subordinating conjunction**.

		Preposition	Subordinating conjunction
1.	Before lunch, we went to the park.		
2.	We managed to get to the station before the train left.		
3.	Before we ran the race, we warmed up and stretched our muscles.		

Question 19

Which sentence uses the subjunctive form?

- A. We were late for the play; it had already started.
- B. She has been working hard this year.
- C. If I were rich, I'd buy myself a helicopter to travel to school in.
- D. She will be joining us on our holiday next year.

Question 20

Which sentence uses the past progressive tense?

- A. She danced around her bedroom.
- B. When the police arrived, the burglar had gone.
- C. Even though it was raining, he was playing outside.
- D. She is happy that you've decided to come.

Question 21

Tick to show whether the conjunction in each sentence is a **coordinating conjunction** or a **subordinating conjunction**.

		Coordinating Conjunction	Subordinating conjunction
1.	I haven't been to Blackpool but I would like to go.		
2.	Because it's a clear night, you can see the stars.		
3.	We can go to your house or we can go to the park.		

Question 22

Circle all the determiners in the following sentence:

Every green train that comes into the station has at least two carriages.

Question 23

Which sentence uses the present perfect tense?

- A. She has been dancing since she was very young.
- B. If I were a dancer, I'd go on Britain's Got Talent.
- C. She was listening into our conversation.
- D. He plays football every week.

Question 24

Circle the possessive pronoun in this sentence:

The pencils belong to Bob but the pens are hers.

The Great Grammar Hunt Challenge Sheet

1.	A	B	C	D
2.	A	B	C	D
3.				
4.	The girls bought some snacks for themselves, but they didn't buy any for their bother and he was cross.			
5.	The girl was very _____ and could draw well.			
6.	A	B	C	D
	BONUS: _____			

7.	<table border="1" data-bbox="256 147 1305 331"> <thead> <tr> <th data-bbox="256 147 608 192">Sentence Number</th> <th data-bbox="608 147 956 192">Certainty</th> <th data-bbox="956 147 1305 192">Possibility</th> </tr> </thead> <tbody> <tr> <td data-bbox="256 192 608 237">1</td> <td data-bbox="608 192 956 237"></td> <td data-bbox="956 192 1305 237"></td> </tr> <tr> <td data-bbox="256 237 608 282">2</td> <td data-bbox="608 237 956 282"></td> <td data-bbox="956 237 1305 282"></td> </tr> <tr> <td data-bbox="256 282 608 331">3</td> <td data-bbox="608 282 956 331"></td> <td data-bbox="956 282 1305 331"></td> </tr> </tbody> </table> <p data-bbox="341 383 1222 421">BONUS: _____, _____, _____</p>	Sentence Number	Certainty	Possibility	1			2			3		
Sentence Number	Certainty	Possibility											
1													
2													
3													
8.													
9.	<p data-bbox="392 566 1219 663">A. If you want to go outside, you'll need to finish your homework.</p> <p data-bbox="352 696 1259 734">B. When you go outside, take a coat, as it's very cold today.</p> <p data-bbox="336 757 1275 853">C. We went out to play once we had eaten tea but we couldn't play out for long.</p>												
10.													
11.													
12.	<table border="1" data-bbox="256 1115 1305 1299"> <thead> <tr> <th data-bbox="256 1115 608 1160">Sentence Number</th> <th data-bbox="608 1115 956 1160">Main Clause</th> <th data-bbox="956 1115 1305 1160">Subordinate Clause</th> </tr> </thead> <tbody> <tr> <td data-bbox="256 1160 608 1205">1</td> <td data-bbox="608 1160 956 1205"></td> <td data-bbox="956 1160 1305 1205"></td> </tr> <tr> <td data-bbox="256 1205 608 1249">2</td> <td data-bbox="608 1205 956 1249"></td> <td data-bbox="956 1205 1305 1249"></td> </tr> <tr> <td data-bbox="256 1249 608 1299">3</td> <td data-bbox="608 1249 956 1299"></td> <td data-bbox="956 1249 1305 1299"></td> </tr> </tbody> </table>	Sentence Number	Main Clause	Subordinate Clause	1			2			3		
Sentence Number	Main Clause	Subordinate Clause											
1													
2													
3													
13.	<p data-bbox="256 1350 284 1384">a.</p> <p data-bbox="256 1485 284 1518">b.</p>												
14.	<p data-bbox="392 1619 1171 1664">A B C D</p>												
15.	<table border="1" data-bbox="256 1753 1305 1937"> <thead> <tr> <th data-bbox="256 1753 608 1798">Sentence Number</th> <th data-bbox="608 1753 956 1798">Adjective</th> <th data-bbox="956 1753 1305 1798">Adverb</th> </tr> </thead> <tbody> <tr> <td data-bbox="256 1798 608 1843">1</td> <td data-bbox="608 1798 956 1843"></td> <td data-bbox="956 1798 1305 1843"></td> </tr> <tr> <td data-bbox="256 1843 608 1888">2</td> <td data-bbox="608 1843 956 1888"></td> <td data-bbox="956 1843 1305 1888"></td> </tr> <tr> <td data-bbox="256 1888 608 1937">3</td> <td data-bbox="608 1888 956 1937"></td> <td data-bbox="956 1888 1305 1937"></td> </tr> </tbody> </table>	Sentence Number	Adjective	Adverb	1			2			3		
Sentence Number	Adjective	Adverb											
1													
2													
3													
16.	<p data-bbox="392 1977 1171 2022">A B C D</p>												

17.	A	B	C	D												
18.	<table border="1"> <thead> <tr> <th>Sentence Number</th> <th>Preposition</th> <th>Subordinating Conjunction</th> </tr> </thead> <tbody> <tr> <td>1</td> <td></td> <td></td> </tr> <tr> <td>2</td> <td></td> <td></td> </tr> <tr> <td>3</td> <td></td> <td></td> </tr> </tbody> </table>				Sentence Number	Preposition	Subordinating Conjunction	1			2			3		
Sentence Number	Preposition	Subordinating Conjunction														
1																
2																
3																
19.	A	B	C	D												
20.	A	B	C	D												
21.	<table border="1"> <thead> <tr> <th>Sentence Number</th> <th>Coordinating Conjunction</th> <th>Subordinating Conjunction</th> </tr> </thead> <tbody> <tr> <td>1</td> <td></td> <td></td> </tr> <tr> <td>2</td> <td></td> <td></td> </tr> <tr> <td>3</td> <td></td> <td></td> </tr> </tbody> </table>				Sentence Number	Coordinating Conjunction	Subordinating Conjunction	1			2			3		
Sentence Number	Coordinating Conjunction	Subordinating Conjunction														
1																
2																
3																
22.	Every green train that comes into the station has at least two carriages.															
23.	A	B	C	D												
24.	The pencils belong to Bob but the pens are hers.															

Let No One Steal Your Dreams

Let no one steal your dreams
Let no one tear apart
The burning of ambition
That fires the drive inside your heart.


Let no one steal your dreams
Let no one tell you that you can't
Let no one hold you back
Let no one tell you that you won't.

Set your sights and keep them fixed
Set your sights on high
Let no one steal your dreams
Your only limit is the sky.

Let no one steal your dreams
Follow your heart
Follow your soul
For only when you follow them
Will you feel truly whole.

Set your sights and keep them fixed
Set your sights on high
Let no one steal your dreams
Your only limit is the sky.

Paul Cookson



- What is the key message of the poem?
- Why is that an important message?
- Have you read anything similar before?
- How was it similar/different?
- What are the poetic features used?
- Why has the author used them?
- Could they have used any more? Give examples.

SRE BOOKLET – Wednesday and Thursday



Puberty and Moving to Secondary School **Workbook**

Activity 1: What do you think puberty means?

Which definition have you chosen?

Activity 2 : Puberty Quiz

Number of definition	Letter of body change	Tick if correct
1.		
2.		
3.		
4.		
5.		
6.		
7.		
8.		
9.		
10.		
SCORE		

Activity 3: Top tips for puberty

a. Write down as many of the tips you can remember from the film clip. How many can you get?

b. Can you think of any other useful tips for preparing for puberty or dealing with the changes that take place during puberty?

c. Why might C.J be worried about puberty?

d. List below your top 3 tips to help C.J.'s worries about puberty.

1.

2.

3.

Activity 4: Starting Secondary School

a. How might C.J. be feeling?

b. What might C.J. find exciting about starting secondary school?

c. What might C.J. be worried about?

d. How could you help to support C.J.?

Activity 5: Tips for Starting Secondary School

a. What could C.J. do to prepare for starting secondary school?

Over the summer C.J. could....

The night before starting secondary school C.J. could...

The first day at secondary school C.J. could....

b. What could C.J. do during the first few of weeks at secondary school to make the most of the experience?

c. Make a list below of 5 people or places that you could go to for support about puberty and moving to secondary school

1.

2.

3.

4.

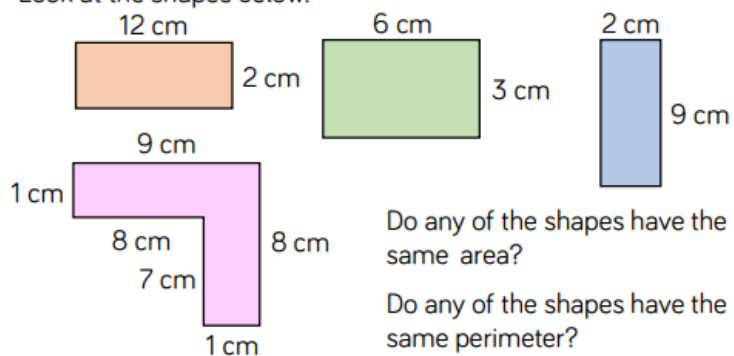
5.

Fill the missing field in the table so that each row contains equivalent values:


Fractions	Decimals	Percentages
	0.8	
		24%
		45%
	0.14	
		5%
	0.02	
		60%
	0.94	

Maths Thursday

Look at the shapes below.



Work out the missing values.



Draw two rectilinear shapes that have an area of 36 cm^2 but have different perimeters.

What is the perimeter of each shape?

Tommy has a 8 cm × 2 cm rectangle. He increases the length and width by 1 cm.

Length	Width	Area
8	2	
9	3	

He repeats with a 4 cm × 6 cm rectangle.

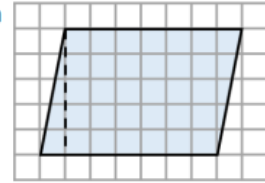
Length	Width	Area
4	6	

What do you notice happens to the areas?

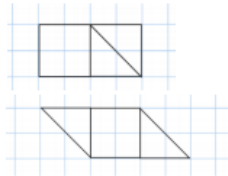
Can you find any other examples that follow this pattern?

Are there any examples that do not follow the pattern?

- Approximate the area of the parallelogram by counting squares. Now cut along the dotted line. Can you move the triangle to make a rectangle? Calculate the area of the rectangle.



- Here are two quadrilaterals.



- What is the same about the quadrilaterals?
- What's different?
- What is the area of each quadrilateral?

- Use the formula base × perpendicular height to calculate the area of the parallelograms.

